


Puppy Teething Guide

**From
The Paws Group (Horsham)**



Puppy Teething Timeline

**A brief overview from
The Paws Group (Horsham)**




Puppies start getting their baby teeth from two weeks old, by eight weeks old your puppy should have 28 puppy teeth



From between twelve and sixteen weeks your puppy's adult teeth will begin to come in



By the time your puppy is between six to eight months old they should have 42 permanent teeth



The length of time a puppy is teething for depends on their breed, but they can be teething for two to four months

Puppy Teething

The Paws Group (Horsham)




At eight weeks old your puppy will have Incisors, Canines and Premolars



Your puppy will have 28 puppy teeth by the time you bring them home but 42 adult teeth will have come through by the time they are approximately six months to eight months



Teething can take approximately two to four months, that is a long time for your puppy to experience this discomfort



Puppy Teething

The Paws Group (Horsham)




Teething can last two to four months so we need to do all we can to ease the discomfort during this period



Signs your puppy is teething:
Red, inflamed, bleeding gums
Drooling and chewing more
Decreased appetite and mood



What to have available for your puppy:
Frozen carrots
Raw sweet potato
Water soaked then frozen rope toy
Suitable natural chew



Do NOT give your puppy

Hard bones or chews as these can crack milk teeth which can mean they do not fall out properly

Puppy Teething

The Paws Group (Horsham)




Never yell at or scold your puppy for chewing something they shouldn't have. This will likely make the behaviour worse



Avoid playing rough tugging games as this can cause pain and your puppy may be less likely to play this game with you in the future



Keep plenty of suitable toys around for your puppy to chew to set them up to succeed



Puppy Teething

The Paws Group (Horsham)




Chewing helps alleviate pain as well as encouraging baby teeth out and adult teeth in. You **MUST** give your puppy access to chewable items



Puppies don't have hands like humans to explore, so they do this with their mouths



Chewing is also a great stress reliever for your puppy



Puppy Teething

The Paws Group (Horsham)




There is no point teaching "no" or "leave" when it comes to chewing, it's so natural for your puppy to do. Therefore, teach a **positive interrupter** instead



What is a **positive interrupter**?

This is a sound that the puppy has come to learn is SUPER amazing. Teach your puppy that when they hear this sound to come running as the party is starting.

Supply lots of yummy treats, and you can swap out whatever it is they were chewing for something more suitable



My **positive interrupter** is.... "*Pup! Pup! Pup! Pup!*"

They come running, they get heavily rewarded!


Puppy Teething

The Paws Group (Horsham)

If you are still struggling then get in touch with me or consult your veterinarian

jo@paws-itivity.co.uk

More resources from me at



IMDT

INSTITUTE OF MODERN DOG TRAINERS

No Pain, No Force, No Fear
No Shock, No Prong, No Choke!